







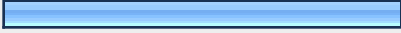



# Hampden Street School Curriculum Survey

1. What year are your children currently in?			Response Percent	Response Count
Year 0			14.3%	9
<b>Year 1</b>			<b>23.8%</b>	<b>15</b>
Year 2			19.0%	12
Year 3			22.2%	14
Year 4			22.2%	14
Year 5			20.6%	13
Year 6			9.5%	6
			<b><i>answered question</i></b>	<b>63</b>
			<b><i>skipped question</i></b>	<b>0</b>

2. Mission Statement: Each child will strive to reach his/her potential and to understand the value of life-long learning. Do you feel this statement is reflective of Hampden Street School and our expectations for our children?				
			Response Percent	Response Count
Strongly agree			32.3%	20
<b>Agree</b>			<b>61.3%</b>	<b>38</b>
Disagree			6.5%	4
Strongly disagree			0.0%	0
			Comment:	12
			<b><i>answered question</i></b>	<b>62</b>
			<b><i>skipped question</i></b>	<b>1</b>

**3. Our staff have developed 6 key student dispositions that best reflect what we think our students need to develop in their time at HSS, and link well with the key competencies from the NZ Curriculum. For each disposition please rate how important you think they are.**

	<b>Strongly agree</b>	<b>Agree</b>	<b>Disagree</b>	<b>Strongly disagree</b>	<b>Response Count</b>
Resilient ( ability to cope with life in general)	<b>71.4% (45)</b>	28.6% (18)	0.0% (0)	0.0% (0)	63
Confident ( self-starters )	<b>72.6% (45)</b>	27.4% (17)	0.0% (0)	0.0% (0)	62
Enterprising ( innovative thinkers / problem-solvers )	<b>70.5% (43)</b>	29.5% (18)	0.0% (0)	0.0% (0)	61
Engaged ( interested in learning )	<b>75.8% (47)</b>	24.2% (15)	0.0% (0)	0.0% (0)	62
Connected ( able to communicate through a wide variety of sources)	<b>62.9% (39)</b>	37.1% (23)	0.0% (0)	0.0% (0)	62
Creative ( imaginative, innovative )	<b>63.9% (39)</b>	34.4% (21)	0.0% (0)	1.6% (1)	61
				Other (please specify)	9
				<b><i>answered question</i></b>	<b>63</b>
				<b><i>skipped question</i></b>	<b>0</b>

4. Values are deeply held beliefs about what is important or desirable. The staff have come up with 5 values they consider key to childrens learning and to life in general. For each value please rate how important you think it is.

	Strongly agree	Agree	Disagree	Strongly disagree	Response Count
Integrity ( honest, responsible, ethical, accountable)	<b>93.5% (58)</b>	6.5% (4)	0.0% (0)	0.0% (0)	62
Respect ( valuing rights and feelings )	<b>91.9% (57)</b>	8.1% (5)	0.0% (0)	0.0% (0)	62
Diversity ( recognising, understanding and tolerating difference)	<b>77.4% (48)</b>	22.6% (14)	0.0% (0)	0.0% (0)	62
Excellence ( achieving to the best of your ability)	<b>75.8% (47)</b>	24.2% (15)	0.0% (0)	0.0% (0)	62
Innovation ( adapting to change, open to new ideas, being creative )	<b>72.1% (44)</b>	27.9% (17)	0.0% (0)	0.0% (0)	61
				Other (please specify)	8
				<b><i>answered question</i></b>	<b>62</b>
				<b><i>skipped question</i></b>	<b>1</b>

**5. When your child leaves at Year 6 at HSS what qualities / skills do you think they should possess? Below is a list of ones we have identified. Please rate each one and add any more you can think of.**

	Essential	Desirable	Neutral	Undesirable	Unnecessary	Rating Average	Response Count
Literate	<b>96.8% (61)</b>	3.2% (2)	0.0% (0)	0.0% (0)	0.0% (0)	1.03	
Numerate	<b>95.2% (60)</b>	4.8% (3)	0.0% (0)	0.0% (0)	0.0% (0)	1.05	
Self-managing	<b>67.7% (42)</b>	32.3% (20)	0.0% (0)	0.0% (0)	0.0% (0)	1.32	
Relates to others	<b>66.7% (42)</b>	31.7% (20)	1.6% (1)	0.0% (0)	0.0% (0)	1.35	
Able to communicate orally	<b>70.5% (43)</b>	27.9% (17)	1.6% (1)	0.0% (0)	0.0% (0)	1.31	
Thinks / problem-solves	<b>71.4% (45)</b>	28.6% (18)	0.0% (0)	0.0% (0)	0.0% (0)	1.29	
Uses a range of ICT tools competently	40.3% (25)	<b>53.2% (33)</b>	6.5% (4)	0.0% (0)	0.0% (0)	1.66	
Is physically active	42.9% (27)	<b>52.4% (33)</b>	3.2% (2)	0.0% (0)	1.6% (1)	1.65	
Has appreciation for the arts	36.5% (23)	<b>47.6% (30)</b>	15.9% (10)	0.0% (0)	0.0% (0)	1.79	
Has a wide range range of interests	38.1% (24)	<b>49.2% (31)</b>	12.7% (8)	0.0% (0)	0.0% (0)	1.75	
Participates actively in the school life / community	38.7% (24)	<b>54.8% (34)</b>	6.5% (4)	0.0% (0)	0.0% (0)	1.68	
Is able to set realistic personal goals	<b>60.3% (38)</b>	31.7% (20)	6.3% (4)	0.0% (0)	1.6% (1)	1.51	
Accepts and appreciates other cultures	<b>61.9% (39)</b>	34.9% (22)	3.2% (2)	0.0% (0)	0.0% (0)	1.41	
Is environmentally aware and responsible	<b>47.6% (30)</b>	46.0% (29)	6.3% (4)	0.0% (0)	0.0% (0)	1.59	
Has a positive attitude	<b>75.8% (47)</b>	24.2% (15)	0.0% (0)	0.0% (0)	0.0% (0)	1.24	

Aims for high standards	<b>69.5%</b> <b>(41)</b>	23.7% (14)	6.8% (4)	0.0% (0)	0.0% (0)	1.37	
Other (please specify)							
	<b><i>answered question</i></b>						
	<b><i>skipped question</i></b>						