






















Parent Survey - Active Schools Project

1. What year is your child(ren) in at Hampden Street School?			Response Percent	Response Count
Year 1			21.2%	24
Year 2			21.2%	24
Year 3			28.3%	32
Year 4			22.1%	25
Year 5			26.5%	30
Year 6			18.6%	21
			<i>answered question</i>	113
			<i>skipped question</i>	0



2. What gender is your child (ren)? (If you have children of both genders tick both)			Response Percent	Response Count
Girl			62.8%	71
Boy			59.3%	67
			<i>answered question</i>	113
			<i>skipped question</i>	0





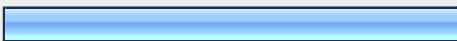
3. Do you coach your child in sport?			Response Percent	Response Count
Yes			24.1%	27
No			75.9%	85
			<i>answered question</i>	112
			<i>skipped question</i>	1



4. What sport or activity do you coach?



		Response Percent	Response Count
Soccer		64.3%	18
Miniball		3.6%	1
Netball		14.3%	4
Rugby		10.7%	3
Touch		10.7%	3
Rippa Rugby		14.3%	4
Swimming		25.0%	7
Athletics		10.7%	3
Volleyball		0.0%	0
Cricket		32.1%	9
Tennis		7.1%	2
Martial Arts		7.1%	2
Other (please specify)			12
		answered question	28
		skipped question	85






5. Would you like to coach a sports team?

		Response Percent	Response Count
Yes		13.2%	14
No		86.8%	92
		answered question	106
		skipped question	7





6. What would help you with this?			
		Response Percent	Response Count
Training sessions - sport specific or general coaching hints		37.5%	12
Parent information evenings - overview of school sports.		31.3%	10
Support Teachers/ person - to give you advice and support		37.5%	12
Sharing the job - with another parent		62.5%	20
A parent sports hand book - a "how to" guide		50.0%	16
		Other (please specify)	4
		answered question	32
		skipped question	81

7. Do you feel that you know what is available for your children's interests in different sports codes?			
		Response Percent	Response Count
Yes		48.2%	54
No		51.8%	58
		answered question	112
		skipped question	1

8. Would you like more information on what is available?			
		Response Percent	Response Count
Yes		75.7%	84
No		24.3%	27
		answered question	111
		skipped question	2









9. How would like this information?			
		Response Percent	Response Count
Posted on the school website		57.8%	52
Pamphlets or notices available from the school		73.3%	66
Sport Tasman		2.2%	2
Sports Flyers		25.6%	23
Parent Evenings		11.1%	10
	Other (please specify)		7
		answered question	90
		skipped question	23

10. Do you help with your children's sporting activities in any other way? (Please tick as many as you wish)			
		Response Percent	Response Count
Transport		89.5%	85
Managing		24.2%	23
Sideline supporter		85.3%	81
Financial Support		48.4%	46
Fundraising committee		16.8%	16
Sports organising committee		13.7%	13
	Other (please specify)		5
		answered question	95
		skipped question	18

11. Would you be interested in being more involved?			Response Percent	Response Count
Sports teams during school time			26.7%	8
After-school sports teams			60.0%	18
Weekend school sports			36.7%	11
Club sports teams			26.7%	8
			Other (please specify)	14
			answered question	30
			skipped question	83

12. How frequently do you support your child at his/her sport?								
	Never	Seldom	Sometimes	Often	Always	Rating Average	Response Count	
Support in Sport	2.8% (3)	0.9% (1)	11.0% (12)	28.4% (31)	56.9% (62)	4.36	109	
							answered question	109
							skipped question	4

13. What do you see as the barriers to you supporting your child in sport? (Choose as many as you wish)

		Response Percent	Response Count
Financial restraints		27.9%	24
Time		83.7%	72
Transportation		8.1%	7
Lack of skills and knowledge of sport		41.9%	36
Attitude of children		5.8%	5
Attitude of coaches/ sports organisers		3.5%	3
Attitude of some parents		10.5%	9
Lack of information		22.1%	19
Other (please specify)			13
		<i>answered question</i>	86
		<i>skipped question</i>	27

14. Please feel free to add any further comments about this topic below:

		Response Count
		34
		<i>answered question</i>
		34
		<i>skipped question</i>
		79